RA-QD02-0035

Status	Date	Size	Transfer	Category	Phase
CONSUMED		68μm	Curation N2-SP3, Univ. Manchester	2	ol,pl,FeS



20120221/TEMreturnSamplecheck/20120221/RA-QD02-0035x500.jpg

SAMPLE : RA-QD02-0035
PREID :
PROCESS : condition check after initial analysis
OPERATOR : Yada, Uesugi
COMMENT :

20140513/returnSamplecheck/D700/DSC_0135.JPG

SAMPLE : RA-QD02-0035-01_03
PREID :
PROCESS : sample check
OPERATOR : Uesugi
COMMENT : UTS by ultramicrotome



20101220/SEM/BSE/unid22_01.bmp

SAMPLE : RA-QD02-0035
PREID :
PROCESS :
OPERATOR :
COMMENT :

20101220/SEM/EDS/RA-QD02-0035.docx

SAMPLE : RA-QD02-0035
PREID :
PROCESS :
OPERATOR :
COMMENT :

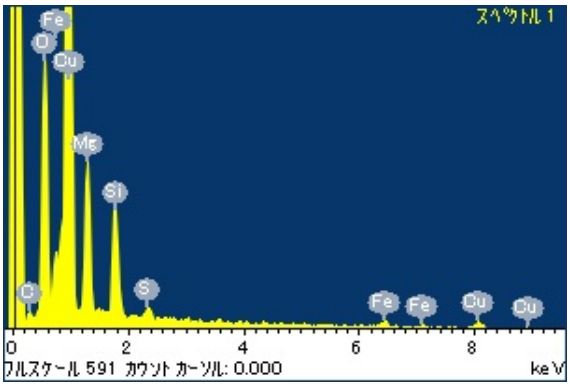



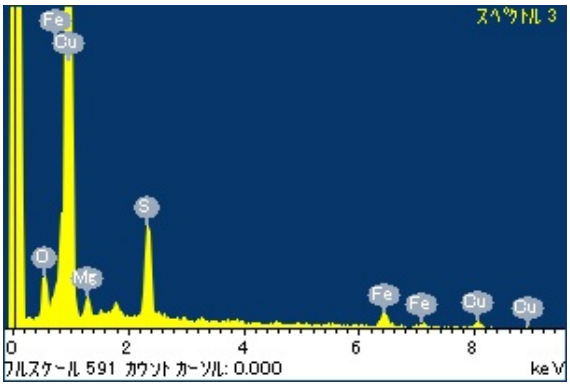



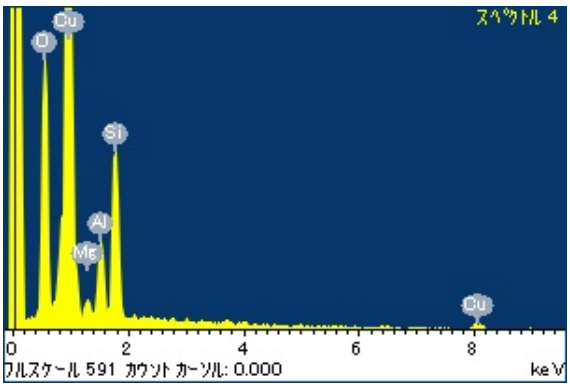



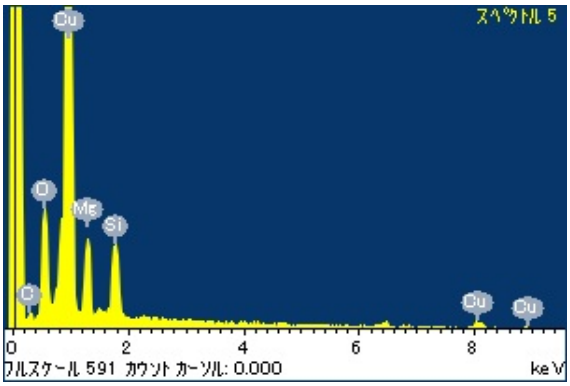
スペクトル 5
Cu
O
Mg
Si
C
Cu
Cu
0
2
4
6
8
フルスケール 591 カウント カーソル: 0.000
keV


スペクトル 5
50 μm
電子顕微鏡像 1

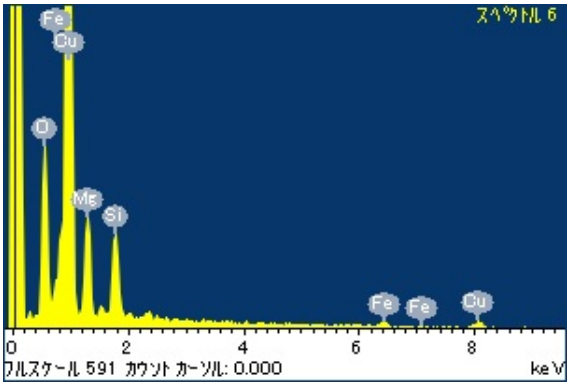
スペクトル 6
Fe
Cu
O
Mg
Si
Fe
Fe
Cu
0
2
4
6
8
フルスケール 591 カウント カーソル: 0.000
keV


スペクトル 6
50 μm
電子顕微鏡像 1

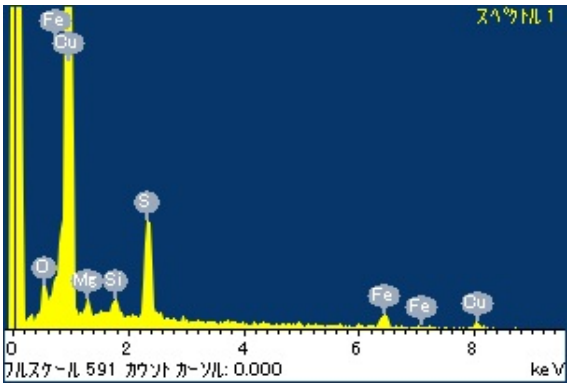
スペクトル 1
Fe
Cu
S
O
Mg
Si
Fe
Fe
Cu
0
2
4
6
8
フルスケール 591 カウント カーソル: 0.000
keV


スペクトル 1
50 μm
電子顕微鏡像 1

20101217/QD02toCuHolder_toAu/nikon/20101217151736232.bmp

SAMPLE : RA-QD02-0035
PREID : unID22
PROCESS : pick up from QD02
OPERATOR : Yada
COMMENT :



20101217/QD02toCuHolder_toAu/nikon/20101217152811716.bmp

SAMPLE : RA-QD02-0035
PREID : unID22
PROCESS : release to Cu SEM holder hole06
OPERATOR : Yada
COMMENT :



20101217/QD02toCuHolder_toAu/union/unid22Pic_01.jpg

SAMPLE : RA-QD02-0035
PREID : unID22
PROCESS : pick up from QD02
OPERATOR : Yada
COMMENT :



20101217/QD02toCuHolder_toAu/union/unid22Pic_02.jpg

SAMPLE : RA-QD02-0035
PREID : unID22
PROCESS : pick up from QD02
OPERATOR : Yada
COMMENT :



20101217/QD02toCuHolder_toAu/union/unid22ReleaseHole06.jpg

SAMPLE : RA-QD02-0035
PREID : unID22
PROCESS : release to Cu SEM holder hole06
OPERATOR : Yada
COMMENT :



20120221/TEMreturnSamplecheck/20120221/RA-QD02-0035x500.jpg

SAMPLE : RA-QD02-0035
PREID :
PROCESS : condition check after initial analysis
OPERATOR : Yada, Uesugi
COMMENT :