RA-QD02-0042

Status	Date	Size	Transfer	Category	Phase
Physical Research Lab., PS	120117	103μm	Curation N2-SP3,glovebox2,Physical Research Lab.	2	[lpx, pl, ol, hpx, FeS, FeNi]



20170227/returnSamplecheck/02_RA-QD02-0042-01_RF_x40.jpg

SAMPLE : RA-QD02-0042-01
PREID :
PROCESS : Optical microscope, reflected light, x40
OPERATOR : Yada
COMMENT :



20170227/returnSamplecheck/03_RA-QD02-0042-02_RF_x40.jpg

SAMPLE : RA-QD02-0042-02
PREID :
PROCESS : Optical microscope, reflected light, x40
OPERATOR : Yada
COMMENT :



20170227/returnSamplecheck/04_RA-QD02-0042-03_RF_x40.jpg

SAMPLE : RA-QD02-0042-03
PREID :
PROCESS : Optical microscope, reflected light, x40
OPERATOR : Yada
COMMENT :



20170227/returnSamplecheck/02_RA-QD02-0042-01_RF_x40.jpg

SAMPLE : RA-QD02-0042-01
PREID :
PROCESS : Optical microscope, reflected light, x40
OPERATOR : Yada
COMMENT :



20170227/returnSamplecheck/03_RA-QD02-0042-02_RF_x40.jpg

SAMPLE : RA-QD02-0042-02
PREID :
PROCESS : Optical microscope, reflected light, x40
OPERATOR : Yada
COMMENT :



20170227/returnSamplecheck/04_RA-QD02-0042-03_RF_x40.jpg

SAMPLE : RA-QD02-0042-03
PREID :
PROCESS : Optical microscope, reflected light, x40
OPERATOR : Yada
COMMENT :



20120117/Initial_Analyses_returnSamplecheck/RA-QD02-0042x320.jpg

SAMPLE : RA-QD02-0042
PREID :
PROCESS : optical microscope observation
OPERATOR : Yada
COMMENT : condition of post initial analysis



20140512/returnSamplecheck/opt/14-RA-QD02-0042.jpg

SAMPLE : RA-QD02-0042
PREID :
PROCESS : sample check
OPERATOR : Yada, Uesugi
COMMENT : polished section



20170227/returnSamplecheck/02_RA-QD02-0042-01_RF_x40.jpg

SAMPLE : RA-QD02-0042-01
PREID :
PROCESS : Optical microscope, reflected light, x40
OPERATOR : Yada
COMMENT :



20170227/returnSamplecheck/03_RA-QD02-0042-02_RF_x40.jpg

SAMPLE : RA-QD02-0042-02
PREID :
PROCESS : Optical microscope, reflected light, x40
OPERATOR : Yada
COMMENT :



20170227/returnSamplecheck/04_RA-QD02-0042-03_RF_x40.jpg

SAMPLE : RA-QD02-0042-03
PREID :
PROCESS : Optical microscope, reflected light, x40
OPERATOR : Yada
COMMENT :



20101226/SEM/BSE/unid24_01.bmp

SAMPLE : RA-QD02-0042
PREID :
PROCESS :
OPERATOR :
COMMENT :

20101226/SEM/EDS/RA-QD02-0042.docx

SAMPLE : RA-QD02-0042
PREID :
PROCESS :
OPERATOR :
COMMENT :

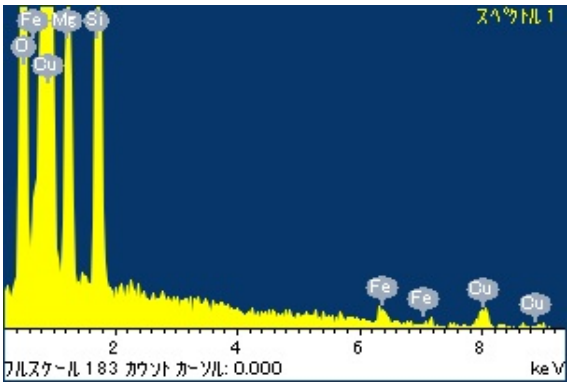



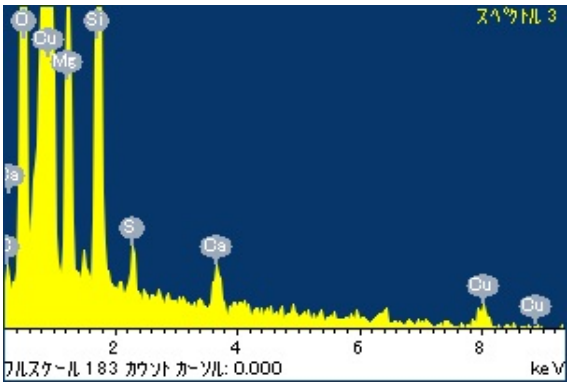

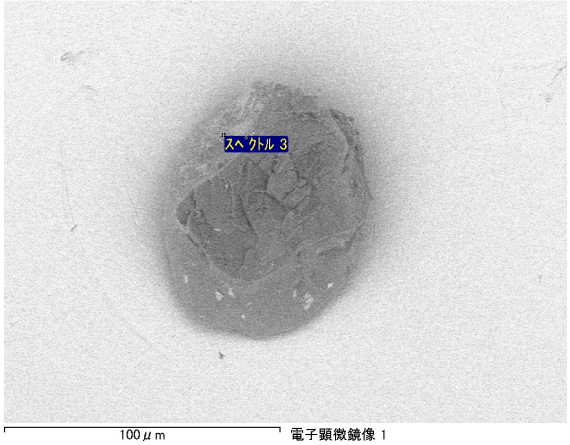

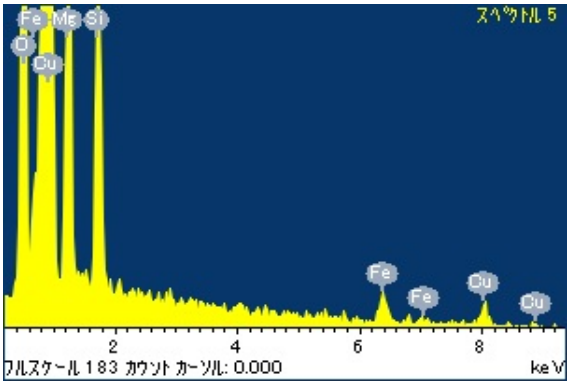



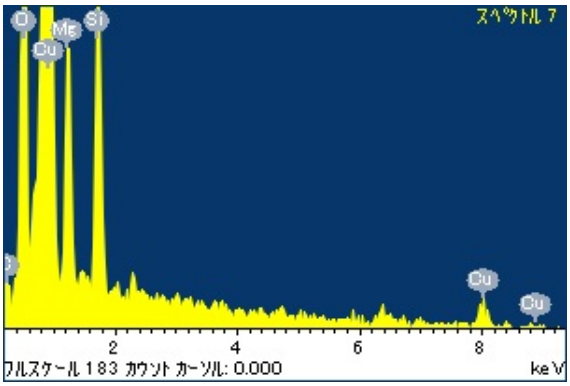
スペクトル 7
O
Mg
Si
Cu
Cu
Cu
2
4
6
8
フルスケール 183 カウント カーソル: 0.000
keV

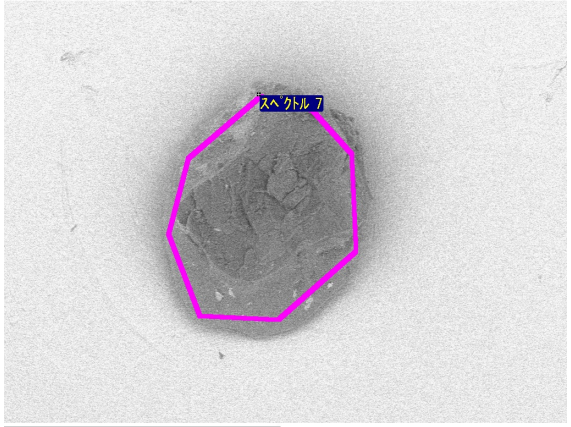
スペクトル 7
100 μm

電子顕微鏡像 1

20101226/QD02toCuHolder_toAu/nikon/20101226152459680.bmp

SAMPLE : RA-QD02-0042
PREID :
PROCESS : pick up from QD02
OPERATOR : Nakamura
COMMENT :



20101226/QD02toCuHolder_toAu/nikon/20101226153256743.bmp

SAMPLE : RA-QD02-0042
PREID :
PROCESS : release to Cu SEM holder
OPERATOR : Nakamura
COMMENT :



20101226/QD02toCuHolder_toAu/union/unid24Pic_01.jpg

SAMPLE : RA-QD02-0042
PREID :
PROCESS : pick up from QD02
OPERATOR : Nakamura
COMMENT :



20101226/QD02toCuHolder_toAu/union/unid24Pic_02.jpg

SAMPLE : RA-QD02-0042
PREID :
PROCESS : pick up from QD02
OPERATOR : Nakamura
COMMENT :



20101226/QD02toCuHolder_toAu/union/unid24ReleaseHole11.jpg

SAMPLE : RA-QD02-0042
PREID :
PROCESS : release to Cu SEM holder
OPERATOR : Nakamura
COMMENT :